
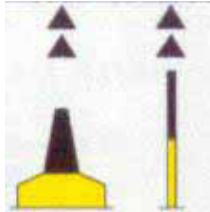



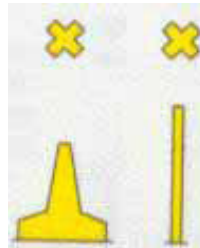
PRE-ASSESSMENT QUESTIONS & ANSWERS























ABOVE ARE A NUMBER OF NAVIGATION AIDS. THEIR NAMES ARE :-

ISOLATED DANGER MARKS (1); SPECIAL MARKS (2); SAFE WATER MARKS (3);
CARDINAL MARKS – NORTH (4); SOUTH (5); EAST (6) ; WEST (7);
LATERAL PORT MARKS (8); LATERAL STARBOARD MARKS (9).

WRITE THE CORRECT NUMBER UNDER EACH MARK

QUESTIONS & ANSWERS

Q. WHAT IS THE MAXIMUM SPEED YOU ARE ALLOWED TO TRAVEL WITHIN 30 METERS OF A JETTY?

- 4 Knots and no wash
- 6 Knots and no wash

Q. WHAT IS THE MAXIMUM SPEED YOU ARE ALLOWED TO TRAVEL IN SMOOTH WATER LIMITS?

- 10 Knots
- 40 Knots

Q. WHAT IS THE FRONT OF THE BOAT CALLED?

- Transom
- Bow

Q. WHAT IS THE BACK OF THE BOAT CALLED?

- Stern
- Bow

Q. WHERE WOULD YOU FIND A BOLLARD?

- On the deck
- In the engine room

**Q. TWO BOATS ARE APPROACHING EACH OTHER HEAD ON WHAT DO YOU DO TO PREVENT A COLLISION?
ALTER YOUR DIRECTION TO –**

- Port
- Starboard
- Stop boat

Q. WHEN SHOULD AN EPIRB BE CARRIED?

- When going more than 5 nautical miles from land
- When going more than 2 nautical miles from land
- When going more than 2 nautical miles from a marina

Q. WHAT COLOUR IS A STERN LIGHT?

- Red
- White

Q. WHAT COLOUR LIGHT DOES A SAFE WATER MARK DISPLAY?

- Red
- White

Q. DOES A (PWC) PERSONAL WATER CRAFT RIDER NEED A SPECIAL P.W.C. LICENCE?

- Yes
- No

QUESTIONS & ANSWERS CONTINUED

Q. WHAT DO YOU DO WHEN YOU ARE NEAR SWIMMERS?

- Slow down
- Stop the motor

Q. WHAT MUST A SKIER BE WEARING?

- A wetsuit which has built in buoyancy
- A PFD (Lifejacket) type 2 or 3

Q. WHAT MUST A PERSON KNOW BEFORE SKIING?

- The skiing signals and safety rules
- The person driving the boat

Q. IN TERMS OF SPEED WHAT IS A KNOT?

- One knot is one nautical mile per hour
- 1,000 meters

Q. HOW DO YOU ESTIMATE IF YOU ARE DOING OVER 6 KNOTS

- Other boaties are waving at you
- Six knots is equal to a brisk walking pace
- You are passing other vessels

Q. APART FROM SAIL BOATS WHAT OTHER TYPES OF VESSELS DO YOU GIVE WAY TO?

- Large vessels, trawlers, dredges, ferry's
- Coast Guard boats
- Police boats

Q. YOU ARE COMING FROM THE OCEAN IN TO A RIVER. WHICH SIDE DO YOU PASS THE STARBOARD (GREEN) LATERAL MARKER ON?

- On your port (red) side
- On your boats starboard (green) side

Q. ON YOUR WAY BACK OUT TO THE OCEAN DO YOU KEEP THE STARBOARD MARKERS ON YOUR BOATS STARBOARD SIDE OR PORT SIDE?

- Port
- Starboard

Q. WHAT IS THE REQUIREMENT FOR REGISTERING A VESSEL?

- Any vessel capable of a speed in excess of 40 knots
- Any vessel with a motor over 4hp

Q. WHERE MUST THE REGISTRATION LABLE BE AFFIXED?

- On the port side of the hull next to the registration numbers
- On the windshield

Q. WHERE MUST THE REGISTRATION NUMBERS BE AFFIXED TO THE BOAT?

- On the port side of the hull
- On the starboard side of the hull
- On the port and starboard sides of the hull

Q. WHAT DO THE FOLLOWING SHORT WHISTLE BLASTS INDICATE?

1. one short blast 2. two short blasts 3. three short blasts

- 1a turning to starboard
- 1b turning to port
- 2a turning to port
- 2b going astern
- 3a going astern with motors
- 3b I am entering marina

Q. WHAT NAVIGATION LIGHTS ARE REQUIRED ON A POWERBOAT LESS THAN 12 METERS?

- Sidelights – Port (red) Starboard (green) a white mast and stern light (or an all round white light instead of the mast or stern light)
- White light at the top of the mast

Q. WHAT NAVIGATION LIGHTS ARE REQUIRED ON A TRAWLER?

- Green over white up the mast, plus a port and starboard light
- An all round red light

Q. WHICH SIDE OF THE CHANNEL DO YOU DRIVE?

- Left (port side)
- Right (starboard side)

Q. A SAILBOAT IS CROSSING YOUR BOW FROM PORT TO STARBOARD, WHAT DO YOU DO?

- Give way
- Stand on